



WOODPECKERS

YEAR 4

28.6.24



TEACHERS:

Mrs Davis



Mrs Wallis



Mrs Matthews



Star of the week!

This week, our Star of the week is awarded to all the Woodpeckers for being absolute superstars throughout the Year 4 residential! Well done!








Important messages for next week:

- Transition morning is on Monday 1st July. Please go straight to your new classroom at drop off in the morning. Pick up will be from your current (Woodpecker) classroom.

Woodpeckers' Weekly Home Learning

Number Fluency	Writing Fluency	Reading Fluency
Daily TT rockstars/ Numbots <i>By the end of Year 4, children should be able to recall all the times tables up to 12x12.</i>	Y4 Spellings Please practise these at home. We will test on these on a Friday.	
	Group 1 night knight blue blew hole whole	Group 2 famous nervous ridiculous adventurous courageous advantageous

Woodpeckers' Summer 2 Home Learning Menu

DT	History	RE
Over a week, can you keep a log of the snacks that you eat?  What are the ingredients?	Can you find out three facts to share about Ancient Egypt? 	Can you find an example of a religious story which link to people trying to make the world a better place? It could be from any religion!
Science	Across this term, children complete the daily bite size fluency learning and choose a minimum of 3 longer term projects to complete however they wish from the selection to share with classmates. The more creative, the better!	PE
We will be learning about what animals and humans eat. Can you find out what different food groups do for the body?		There is a local sport called Dartmoor Three Ball, can you find out how to play? You could use photos to create a set of instructions. would you need?
Music	Reading For Pleasure	
Using materials you can find around the house; can you make a string instrument? You could use: thread, elastic bands, string... 	This half term, we are sharing extracts from these books: <div style="display: flex; justify-content: space-around;">   </div> Why not visit your local library to see if they have a copy of it?	