



**WOODPECKERS
YEAR 4**

3.5.24



TEACHERS:
Mrs Davis



Mrs Wallis



Mrs Matthews



**Star of the
week!**

This week, our Star of the week is awarded to Orson for showing wisdom in your choices and modelling peace in our classroom. Well done, Orson!








Important messages for next week:

- No school on Bank holiday Monday (6/5/24)
- Our next Forest school session is on Tuesday 7th May.
- PE kits should be in school every day.

Woodpeckers' Weekly Home Learning

Number Fluency	Writing Fluency	Reading Fluency
Daily TT rockstars/ Numbots By the end of Year 4, children should be able to recall all the times tables up to 12x12.	Y4 Spellings Please practise these at home. We will test on these on a Friday.	
	Group 1 our are my their there they're	Group 2 regular reign remember sentence separate special

Woodpeckers' Summer 1 Home Learning Menu

Art	Geography	RE
 <p>Use salt dough or playdough to create a sculpture of a person or an animal.</p>	<p>Can you carry out some research on one of these countries:</p> <ul style="list-style-type: none"> • Egypt • France • Brazil • Indonesia <p>What is the climate like? How do they use their land?</p>	<p>Can you draw a poster or picture of Jesus' ideal world?</p> 
Science	<p>Across this term, children complete the daily bite size fluency learning and choose a minimum of 3 longer term projects to complete however they wish from the selection to share with classmates.</p> <p>The more creative, the better!</p>	PE
<p>Plant a seed and make a diary of observations as it grows. You could use a glass jar so you can see the roots!</p> 		<p>Can you plan a sports day featuring your favourite events? What equipment would you need?</p> 
Music	Reading For Pleasure	
<p>Listen & Draw. Listen to 'Lean on Me' by Bill Withers and create a piece of artwork to reflect the emotion of the music.</p>	<p>This half term, we are sharing this book:</p> <div style="display: flex; justify-content: space-around;">    </div> <p>Why not visit your local library to see if they have a copy of it?</p>	