



WOODPECKERS

YEAR 4

17.5.24



TEACHERS:

Mrs Davis



Mrs Wallis



Mrs Matthews



Star of the week!

This week, our Star of the week is awarded Penny for the improvement and consistency of her presentation and handwriting, across the curriculum.










Important messages for next week:

- Forest school - Tuesday 21st May
- Open classroom- Thursday 23rd May at 2:15pm plus community jumble sale and BBQ at 2:30pm.

Woodpeckers' Weekly Home Learning

Number Fluency	Writing Fluency	Reading Fluency
Daily TT rockstars/ Numbots By the end of Year 4, children should be able to recall all the times tables up to 12x12.	Y4 Spellings Please practise these at home. We will test on these on a Friday.	
	Group 1 zero one two three four five	Group 2 though thought through various weight woman

Woodpeckers' Summer 1 Home Learning Menu

Art	Geography	RE
 <p>Use salt dough or playdough to create a sculpture of a person or an animal.</p>	<p>Can you carry out some research on one of these countries:</p> <ul style="list-style-type: none"> • Egypt • France • Brazil • Indonesia <p>What is the climate like? How do they use their land?</p>	<p>Can you draw a poster or picture of Jesus' ideal world?</p> 
Science	<p>Across this term, children complete the daily bite size fluency learning and choose a minimum of 3 longer term projects to complete however they wish from the selection to share with classmates.</p> <p style="text-align: center;">The more creative, the better!</p>	PE
<p>Plant a seed and make a diary of observations as it grows. You could use a glass jar so you can see the roots!</p> 		<p>Can you plan a sports day featuring your favourite events? What equipment would you need?</p> 
Music	Reading For Pleasure	
<p>Listen & Draw. Listen to 'Lean on Me' by Bill Withers and create a piece of artwork to reflect the emotion of the music.</p>	<p>This half term, we are sharing this book:</p> <div style="display: flex; justify-content: space-around;">    </div> <p>Why not visit your local library to see if they have a copy of it?</p>	