



WOODPECKERS

YEAR 4

19.4.24



TEACHERS:

Mrs Davis



Mrs Wallis



Mrs Matthews



Star of the week!

This week, our Star of the week is awarded to Bertie C for his careful observational drawing in our science lesson. Well done Bertie.








Important messages for next week:

- Forest school is on Tuesday 23rd next week.
- PE kits should be in school every day.

Woodpeckers' Weekly Home Learning

| Number Fluency | Writing Fluency | Reading Fluency |
|---|---|---|
| Daily TT rockstars/ Numbots By the end of Year 4, children should be able to recall all the times tables up to 12x12. | Y4 Spellings Please practise these at home. We will test on these on a Friday. | |
| | Group 1 many mind money most move maybe | Group 2 position possess possession possible potatoes pressure |

Woodpeckers' Summer 1 Home Learning Menu

| DT | History | RE |
|--|--|---|
|  <p>Use salt dough or playdough to create a sculpture of a person or an animal.</p> | <p>Can you carry out some research on one of these countries:</p> <ul style="list-style-type: none"> • Egypt • France • Brazil • Indonesia <p>What is the climate like? How do they use their land?</p> | <p>Can you draw a poster or picture of Jesus' ideal world?</p>  |
| Science | <p>Across this term, children complete the daily bite size fluency learning and choose a minimum of 3 longer term projects to complete however they wish from the selection to share with classmates.</p> <p>The more creative, the better!</p> | PE |
| <p>Plant a seed and make a diary of observations as it grows. You could use a glass jar so you can see the roots!</p>  | | <p>Can you plan a sports day featuring your favourite events? What equipment would you need?</p>  |
| Music | Reading For Pleasure | |
| <p>Listen & Draw. Listen to 'Lean on Me' by Bill Withers and create a piece of artwork to reflect the emotion of the music.</p> | <p>This half term, we are sharing this book:</p> <div style="display: flex; justify-content: space-around;">    </div> <p>Why not visit your local library to see if they have a copy of it?</p> | |