



# WOODPECKERS YEAR 4

28.3.24



### TEACHERS:

Mrs Davis



Mrs Wallis



Mrs Matthews



## Star of the week!

*This week, our Star of the week is awarded to Pippa for being a compassionate and helpful member of the class. Well done, Pippa!*









### Important messages for next week:

- Happy Easter! I hope you enjoy your well-earned Easter holidays and I look forward to welcoming you all back on Tuesday 16<sup>th</sup> April.

### Woodpeckers' Weekly Home Learning

Number Fluency	Writing Fluency	Reading Fluency
Daily TT rockstars/ Numbots	<p><b>Y4 Spellings</b> Please practise these at home. We will test on these on a Friday.</p> <p>Please recap all your spellings from this half term. We will be completing a test on 6 random words from each group after the Easter break!</p>	<p>Read your phonics/library book or something you enjoy each night (even if it is just a page!)</p> <p>Once you reach 100, you will become a book ambassador!</p>

### Woodpeckers' Spring 2 Home Learning Menu

DT	History	RE
<p>Create an electrical safety poster. What important things do we need to remember around switches?</p> 	<p>Can you make your own Roman shield? How would it have been used?</p> 	<p>Can you research a Jewish festival and find out 3 facts to share?</p> 
Science	<p>Across this term, children complete the daily bite size fluency learning and choose <b>a minimum of 3</b> longer term projects to complete however they wish from the selection to share with classmates.</p> <p><b>The more creative, the better!</b></p>	PE
<p>Explore magnetism in nature in nature. How do some birds use it for migration or how some animals use it for hunting.</p> 	<p>Can you design a tag rugby kit or bib?</p> 	
Music	Reading For Pleasure	
<p>Pick a Beatles album and design a new cover for it. You can use paint, pens, or collage!</p> 	<p>This half term, we are sharing this book:</p> <div style="display: flex; justify-content: space-around;">   </div> <p>Why not visit your local library to see if they have a copy of it?</p>	