



STARLINGS YEAR 1 AND 2



TEACHERS:

Mrs Eversfield
Mrs Matthews (PPA Cover)
Mrs Wallis (Forest School)
Ms Misa and Mrs Backhouse (LSA)
Mrs Palmer (HLTA)



As part of our Trust Charter, we offer children the chance to explore future careers and aspirations. To support this, we would like to invite parents and carers to come in and discuss their jobs with our Key Stage 1 children across the year.

If this is something you would be interested in, please speak to your child's class teacher.

Star of the week!

Who has sown seeds of our school values: Trust, Peace, Creation and Creativity, Wisdom, Compassion and Love around our school:

Silver- for being a shining role model for the class and always showing our school values.





Important messages for next week:

Any sponsor money from the Ready, Steady, Read should be brought into the school office next week. Thank you.

Starlings' Weekly Home Learning

Number Fluency	Writing Fluency	Reading Fluency
<p>Daily TT rockstars/ Numbots</p> <p>Log on to Numbots and practise your number facts. If you are in year 2, why not have a go at your times tables on TTRockstars too?</p>	<p>Y1 Spellings from CEW lists</p> <p>love one once school</p> <p>Y2 Spellings from CEW lists</p> <p>who whole wild would</p> <p>challenge word: Orville Wright</p>	<p>Read your phonics/library book or something you enjoy each night (even if it is just a page!)</p> <p>Remember, we give certificates for every 10, 25, 50, and 75 books read. Once you reach 100, you will become a book ambassador!</p>

Starlings' Spring 2 Home Learning Menu

DT	History	RE
<p>Can I prepare a healthy rainbow fruit salad?</p>  <p>Take a picture of your creation to show your class!</p>	<p>Can you make your own glider aeroplane. Watch this video to help your creation!</p> <p>https://www.youtube.com/watch?v=1PVA2nPU60U</p> 	<p>Have a go at baking a simple Challah recipe.</p> <ul style="list-style-type: none"> 4 cups all-purpose flour 1/4 cup granulated sugar 1 teaspoon salt 1 packet (2 1/4 teaspoons) active dry yeast 1 cup warm water (110°F/43°C) 1/4 cup vegetable oil 2 large eggs (plus 1 more for egg wash) Sesame seeds or poppy seeds (optional, for topping)
Science	PE	Reading For Pleasure
<p>Can you go on a nature walk and use your 5 senses to explore your surroundings. Can you make a poster of what you found?</p> 	<p>Across this term, children complete the daily bites size fluency learning and choose a minimum of 3 longer term projects to complete however they wish from the selection to share with classmates. You can choose to present them any way you like: video, powerpoint, leaflet, poster, artwork etc</p> <p>The more creative, the better!</p>	<p>Can you make your own game that involves passing a ball backwards like you have learnt to do in tag rugby?</p> 
Music	Reading For Pleasure	
<p>Explore marching to the rhythm of different songs at home. Which is your favourite?</p> 