



STARLINGS YEAR 1 AND 2



TEACHERS:
Mrs Eversfield
Mrs Matthews (PPA Cover)
Mrs Wallis (Forest School)
Ms Misa and Mrs Backhouse (LSA)
Mrs Palmer (HLTA)



As part of our Trust Charter, we offer children the chance to explore future careers and aspirations. To support this, we would like to invite parents and carers to come in and discuss their jobs with our Key Stage 1 children across the year.

If this is something you would be interested in, please speak to your child's class teacher.

Star of the week!

Who has sown seeds of our school values: Trust, Peace, Creation and Creativity, Wisdom, Compassion and Love around our school:

Kora- for being an amazing role model for the class

Important messages for next week:

16th April first day back





Date for your diaries:

18th April at 8.50 – Please come to our **Year 1** parent phonics breakfast with Mrs Calder to discuss the year 1 phonics screening check.

Starlings' Weekly Home Learning

Number Fluency	Writing Fluency	Reading Fluency
Daily TT rockstars/ Numbots Log on to Numbots and practise your number facts. If you are in year 2, why not have a go at your times tables on TTRockstars too?	Y1 Spellings from CEW lists today there where house challenge: delicious	Y2 Spellings from CEW lists beautiful because water hole whole challenge: delicious Read your phonics/library book or something you enjoy each night (even if it is just a page!) If your child is in year 1, they can practise their phonics work using the following link: https://schools.ruthmiskin.com/training/view/LLUQmv69/RYdnJNcM

Starlings' Spring 2 Home Learning Menu

DT	History	RE
Can I prepare a healthy rainbow fruit salad?  Take a picture of your creation to show your class!	Can you make your own glider aeroplane. Watch this video to help your creation! https://www.youtube.com/watch?v=1PVA2nPU60U 	Have a go at baking a simple Challah recipe. <ul style="list-style-type: none"> • 4 cups all-purpose flour • 1/4 cup granulated sugar • 1 teaspoon salt • 1 packet (2 1/4 teaspoons) active dry yeast • 1 cup warm water (110°F/43°C) • 1/4 cup vegetable oil • 2 large eggs (plus 1 more for egg wash) • Sesame seeds or poppy seeds (optional, for topping)
Science	PE	PE
Can you go on a nature walk and use your 5 senses to explore your surroundings. Can you make a poster of what you found? 	Across this term, children complete the daily bites size fluency learning and choose a minimum of 3 longer term projects to complete however they wish from the selection to share with classmates. You can choose to present them any way you like: video, powerpoint, leaflet, poster, artwork etc The more creative, the better!	Can you make your own game that involves passing a ball backwards like you have learnt to do in tag rugby? 
Music	Reading For Pleasure	Reading For Pleasure
Explore marching to the rhythm of different songs at home. Which is your favourite? 