



WOODPECKERS

YEAR 4

23.2.24




TEACHERS:

Mrs Davis



Mrs Wallis



Mrs Matthews



Star of the week!

This week, our Star of the week is awarded to Caleb for showing resilience and a motivation to succeed when editing and improving your work. Well done, Caleb!









Important messages for next week:

- Please have PE kits in school every day.
- Forest school will be on Friday next week (Friday 1st March)

Woodpeckers' Weekly Home Learning

Number Fluency	Writing Fluency	Reading Fluency
Daily TT rockstars/ Numbots	Y4 Spellings Please practise these at home. We will test on these on a Friday.	
	Group 1 other mother brother nothing Monday money	Group 2 natural naughty notice occasion occasionally often
		Read your phonics/library book or something you enjoy each night (even if it is just a page!) <i>Once you reach 100, you will become a book ambassador!</i>

Woodpeckers' Spring 2 Home Learning Menu

DT	History	RE
Create an electrical safety poster. What important things do we need to remember around switches? 	Can you make your own Roman shield? How would it have been used? 	Can you research a Jewish festival and find out 3 facts to share? 
Science	Across this term, children complete the daily bite size fluency learning and choose a minimum of 3 longer term projects to complete however they wish from the selection to share with classmates. The more creative, the better!	PE
Explore magnetism in nature in nature. How do some birds use it for migration or how some animals use it for hunting. 		Can you design a tag rugby kit or bib? 
Music	Reading For Pleasure	
Pick a Beatles album and design a new cover for it. You can use paint, pens, or collage! 	This half term, we are sharing this book:   Why not visit your local library to see if they have a copy of it?	