



SWALLOWS

Y e a r 1



TEACHERS:
Mrs Calder and Miss Zaki



As part of our Trust Charter, we offer children the chance to explore future careers and aspirations. To support this, we would like to invite parents and carers to come in and discuss their jobs with our Key Stage 1 children across the year.

If this is something you would be interested in, please speak to your child's class teacher.

Star of the week!

Ruby, Wren, and Esme - for always showing our school values and being super helpful around the class!

Who has sown seeds of our school values: Trust, Peace, Creation and Creativity, Wisdom, Compassion and Love around our school this week?




Important messages:

We are looking for parents of different faiths who would like to talk to our children. Please speak to one of us if you are interested!

Swallows' Weekly Home Learning

Number Fluency	Writing Fluency	Reading Fluency
Daily TT rockstars/ Numbots	Y1 Spellings from CEW lists one some ask friend Spelling test on Thursday	Read your phonics/library book or something you enjoy each night (even if it is just a page!) Remember, we give certificates for every 10, 25, 50, and 75 books read. Once you reach 100, you will become a book ambassador!

Swallows' Autumn 1 Home Learning Menu

Art	Geography	RE
Go on a nature walk in your local area. Take some paper and crayons with you to have a go at creating your own frottage pictures. This is where you use rubbings to create pictures. 	Use google earth to look at an aerial view of the area you live in. Can you use it to draw a map of the road that you live on? Have a go at creating your own symbols and key for the things you can see. 	Have a go at baking a simple Challah recipe. <ul style="list-style-type: none"> • 4 cups all-purpose flour • 1/4 cup granulated sugar • 1 teaspoon salt • 1 packet (2 1/4 teaspoons) active dry yeast • 1 cup warm water (110°F/43°C) • 1/4 cup vegetable oil • 2 large eggs (plus 1 more for egg wash) • Sesame seeds or poppy seeds (optional, for topping)
Science	Across this term, children complete the daily bites size fluency learning and choose a minimum of 3 longer term projects to complete however they wish from the selection to share with classmates. You can choose to present them any way you like: video, powerpoint, leaflet, poster, artwork etc The more creative, the better!	PE
Sort your toy animals into different groups depending on their features e.g. legs/no legs, amphibian/mammal, carnivore/herbivore.		Pick your favourite song and create a dance routine. Perhaps you're an animal in the jungle or a fish in the sea. Please express yourself freely and practice together to build confidence.
Music	Reading For Pleasure	
Performance Music: Learn a song of your choice. Think about the characters in the song. Can you change your voice to match the characters. Now use your body to create percussion to match the song. Can you change the rhythms, so they move from fast to slow? Ask a grown up to film your performance to show in class.	This half term, we will be reading:  Why not visit the library in Totnes to see if they have a copy?	