



SWALLOWS

Y e a r 1



TEACHERS:
Mrs Calder and Miss Zaki



As part of our Trust Charter, we offer children the chance to explore future careers and aspirations. To support this, we would like to invite parents and carers to come in and discuss their jobs with our Key Stage 1 children across the year.

If this is something you would be interested in, please speak to your child's class teacher.

Star of the week!

Benjamin – for always showing excellent listening skills and trying his best in everything he does!




Who has sown seeds of our school values: Trust, Peace, Creation and Creativity, Wisdom, Compassion and Love around our school this week?

Important messages for next week: Please see your child's reading record for details of their Oxford Owl logins. Here you can access the book they have been reading in phonics this week and let them show off their incredible reading to you!

Swallows' Weekly Home Learning

Number Fluency	Writing Fluency	Reading Fluency
Daily TT rockstars/ Numbots	Y1 Spellings from CEW lists are were was is	Read your phonics/library book or something you enjoy each night (even if it is just a page!) Remember, we give certificates for every 10, 25, 50, and 75 books read. Once you reach 100, you will become a book ambassador!

Swallows' Autumn 1 Home Learning Menu

Art	Geography	RE
Create a piece of artwork inspired by Yvonne Coomber. 	Look at the weather in different countries including the North and South Poles. Can you find a country on the equator and track the weather?	Consider the question: 'What does it mean to belong to a faith community'. Think and create a poster of ways that you belong (family, friends, clubs).
Science	Across this term, children complete the daily bites size fluency learning and choose a minimum of 3 longer term projects to complete however they wish from the selection to share with classmates. You can choose to present them any way you like: video, powerpoint, leaflet, poster, artwork etc The more creative, the better!	PE
Can you create snow? 1. Pour 3 cups of baking soda in a bowl 2. Add ½ bottle of white hair conditioner gradually and stir. As it starts clumping together use your hands to mix together.		Our focus this half term is on fundamental skills. Can you create a ball game that you can teach your friends in school?
Music	Reading For Pleasure	
Learn a song and perform it for your family. 	This half term, these are our favourite five: 	
	Why not visit the library in Totnes to see if they have a copy of any of them?	