



STARLINGS YEAR 1 AND 2



TEACHERS:

Mrs Eversfield
Mrs Matthews (PPA Cover)
Mrs Wallis (Forest School)
Ms Misa and Mrs Backhouse (LSA)
Mrs Palmer (HLTA)



As part of our Trust Charter, we offer children the chance to explore future careers and aspirations. To support this, we would like to invite parents and carers to come in and discuss their jobs with our Key Stage 1 children across the year.

If this is something you would be interested in, please speak to your child's class teacher.

Star of the week!

Who has sown seeds of our school values: Trust, Peace, Creation and Creativity, Wisdom, Compassion and Love around our school this week?

Osrice- for growing confidence in his writing.





Important messages for next week:

Don't forget to book an appointment for parent's evening next week. There are appointments available on both Monday and Thursday.

10.Starlings' Weekly Home Learning

Number Fluency	Writing Fluency	Reading Fluency
Daily TT rockstars/ Numbots Log on to Numbots and practise your number facts. If you are in year 2, why not have a go at your times tables on TTRockstars too?	Y1 Spellings from CEW lists Today Of Says Said	Y2 Spellings from CEW lists Christmas climb class clothes cold door <i>Remember, we give certificates for every 10, 25, 50, and 75 books read. Once you reach 100, you will become a book ambassador!</i>

Starlings' Autumn 1 Home Learning Menu

Art	Geography	RE
Find out about our focus artist, Yvonne Coomber. Create a piece of artwork inspired by Yvonne Coomber.	Look at the weather in different countries including the North and South Poles. Can you find a country on the equator and track the weather?	Consider the question: 'What does it mean to belong to a faith community'. Think and create a poster of ways that you belong (family, friends, clubs).
Science	Across this term, children complete the daily bites size fluency learning and choose a minimum of 3 longer term projects to complete however they wish from the selection to share with classmates. You can choose to present them any way you like: video, powerpoint, leaflet, poster, artwork etc The more creative, the better!	PE
Can you create snow? 1. Pour 3 cups of baking soda in a bowl 2. Add ½ bottle of white hair conditioner gradually and stir. 3. As it starts clumping together use your hands to mix together. Can you write your own set of instructions for how to make it?		Our focus this half term is on fundamental skills. Can you create a ball game that you can teach your friends in school?
Music	Reading For Pleasure	
Learn a song of your choice and perform it for your family.	This half term, we love these books. <div style="display: flex; justify-content: space-around; align-items: center;">     </div> Why not visit the library in Totnes to see if they have a copy of any of them?	