

A photograph of two young girls standing in a forest with many trees and a ground covered in fallen autumn leaves. The girl on the left is wearing a light purple long-sleeved shirt and blue denim shorts. The girl on the right is wearing a green t-shirt and a long, flowing reddish-brown skirt. They are both looking towards the right, and the girl in the green shirt has her arm around the girl in the purple shirt. The text 'Meet the Teacher' is overlaid in white, sans-serif font in the center of the image.

Meet the Teacher

September 2023

Have you seen our Parent Handbook for all the information you need?



TERM DATES

2023 – 2024

Autumn Term 2023

- Non Pupil Day: 4 September
- Start: 5 September
- Half Term: 23 – 27 October
- Non Pupil Day: 30 October
- End: 15 December

Spring Term 2024

- Bank Holiday: 1 January
- Non Pupil Day: 2 January
- Start: 3 January
- Half Term: 12 – 16 February
- Non Pupil Day: 19 February
- End: 28 March

Summer Term 2024

- Non Pupil Day: 15 April
- Start: 16 April
- Bank Holiday: 6 May
- Half Term: 27 May – 31 May
- End: 24 July

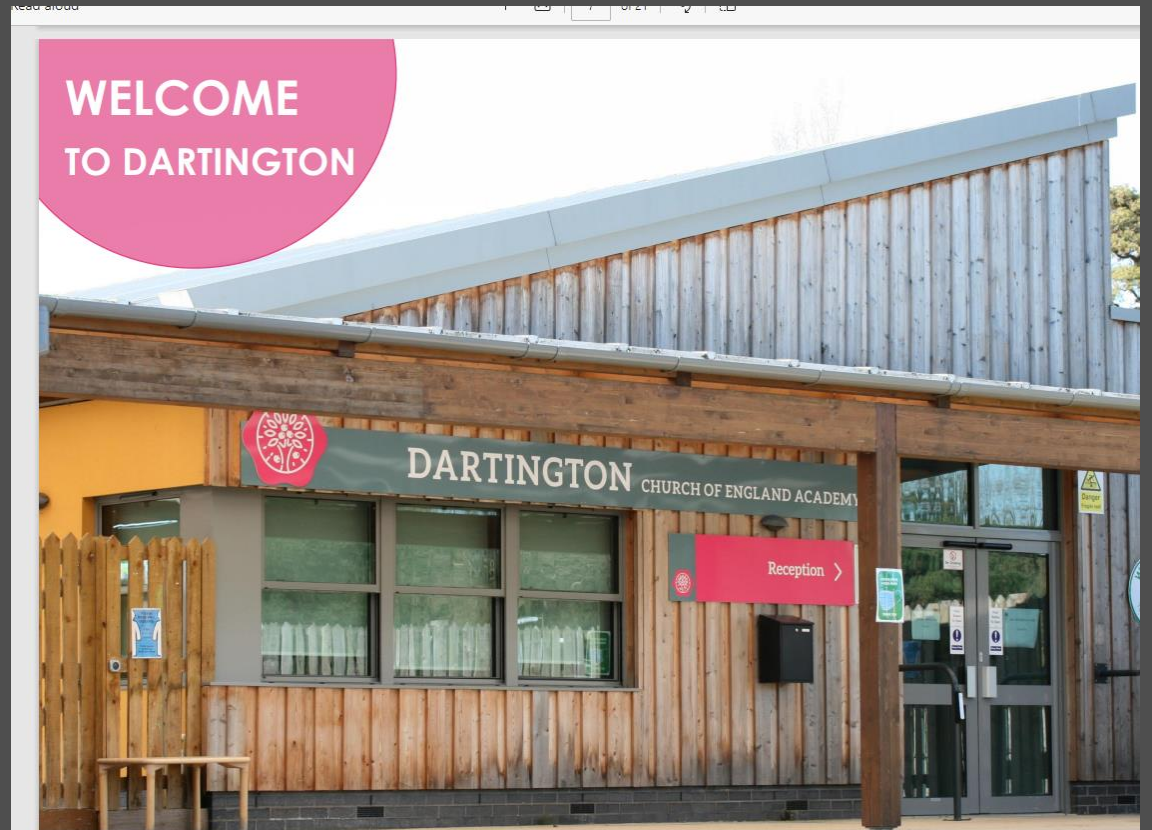
<https://dartington-lap.co.uk/parents/term-dates/>

SCHOOL:

Start of the school day:

Gates open at 08:40 and children go straight to their class and the school day begins at 08:45. Registration closes at 09:00.

Children who miss all or part of the registration period can feel very unsettled and unsure about what is happening the rest of the day, so please make sure your child arrives at the school on time.



UNIFORM

We are a non-uniform school. Our drive to realising standards encompasses all aspects of school life; teaching & learning; relationships; behaviour and dress code. Wearing suitable clothing is essential. The support of parents is very important in this and it is vital that all clothing is clearly labelled.

Guidelines for School Dress and Appearance:

- Clothing and footwear must be clean, well fitted and in good repair.
- Outdoor wear, including coats, hats and fleeces, may only be worn outdoors.
- Clothing must be free of wording and prominent logos (small, discreet logos are acceptable).
- Trousers must be appropriate for sitting, playing and learning.
- Skirts and dresses should be of an appropriate length for sitting and playing.
- Cropped t-shirts and jumpers are not appropriate.
- Footwear must be appropriately fitted with good soles to enable the children to join in comfortably with the school day. Flip flops, crocs and wellington boots are not to be worn in the classroom.
- Jewellery must not be worn.
- Pupils may not attend school with visible nail varnish

All children must have an appropriate kit for sports and Forest School. These items may be kept in school in a bag on the child's peg so they are prepared each week. They will be sent home each half term to be washed.

Sports Kit:

- A navy Dartington PE shirt which can be ordered through Riviera Schooldays - [Classic Shop - Riviera Schooldays](#)
- Plain black or navy-blue shorts
- Sports trainers with suitable tread

Forest School Kit:

- Warm clothes (hats, scarf and gloves in colder weather).
- Water proofs (trousers and overcoat).
- Correctly fitting Wellington boots.
- A water bottle.

It is essential your child has a school book bag with them every day which can be ordered and paid for on the Riviera School Days website [Classic Shop - Riviera Schooldays](#)

Reading books and important information will be transported daily in this bag between home and school. If your child does not have a book bag you may miss out on some vital information and in some cases we will not be able to send books home without one.

Please make sure your child knows if there is something important to be handed in. Also please make sure someone at home checks the book bag as children cannot always be relied upon to remember that there may be important information in there.

KEY CONTACT DETAILS

Dartington Church of England Academy & Nursery
Shinners Bridge
Dartington
TQ9 6JU

- Tel: 01803 862357
- Email: dartington@lapsw.org
- Website: <https://dartington-lap.co.uk/>
- Twitter: <https://twitter.com/DartingtonLAP>
- Facebook: <https://www.facebook.com/DartingtonLAP>

Who will be in our classroom this year?



Miss Wakeham

Tawny Owls Teacher



Mrs Wilkinson

Tawny Owls Learning
Support Assistant



Mrs Wallis

Forest School Teacher



Mrs Matthews

HLTA

Who can I contact if I have a question?

Please contact your child's class teacher in the first instance

The Admin team can help with any daily questions regarding lunches, letters, finance etc



Mrs Strange can help with family support questions Mon – Wed dartingtonfamilysupport@lapsw.org




Mr T can help with SEND and safeguarding questions dartingtonsendco@lapsw.org



Mrs Eversfield AHOA KS1 and EYFS can help with any questions relating to these year groups



Mr Waters AHOA KS2 can help with any questions relating to these year groups



Mrs Huish, Mr Trewinnard and Mrs Strange are on the gate daily to take messages and quick questions.



A close-up photograph of various colorful, 3D-printed mathematical symbols scattered on a blue surface. The symbols include numbers (0, 1, 2, 3, 4, 5, 6, 7, 8, 9), a plus sign (+), and a multiplication sign (x). The colors are vibrant, including yellow, red, blue, green, and orange. The symbols are arranged in a somewhat chaotic but visually appealing manner, with some overlapping and others standing out. The lighting is bright, highlighting the smooth texture of the plastic.

How do I know what my child is learning?

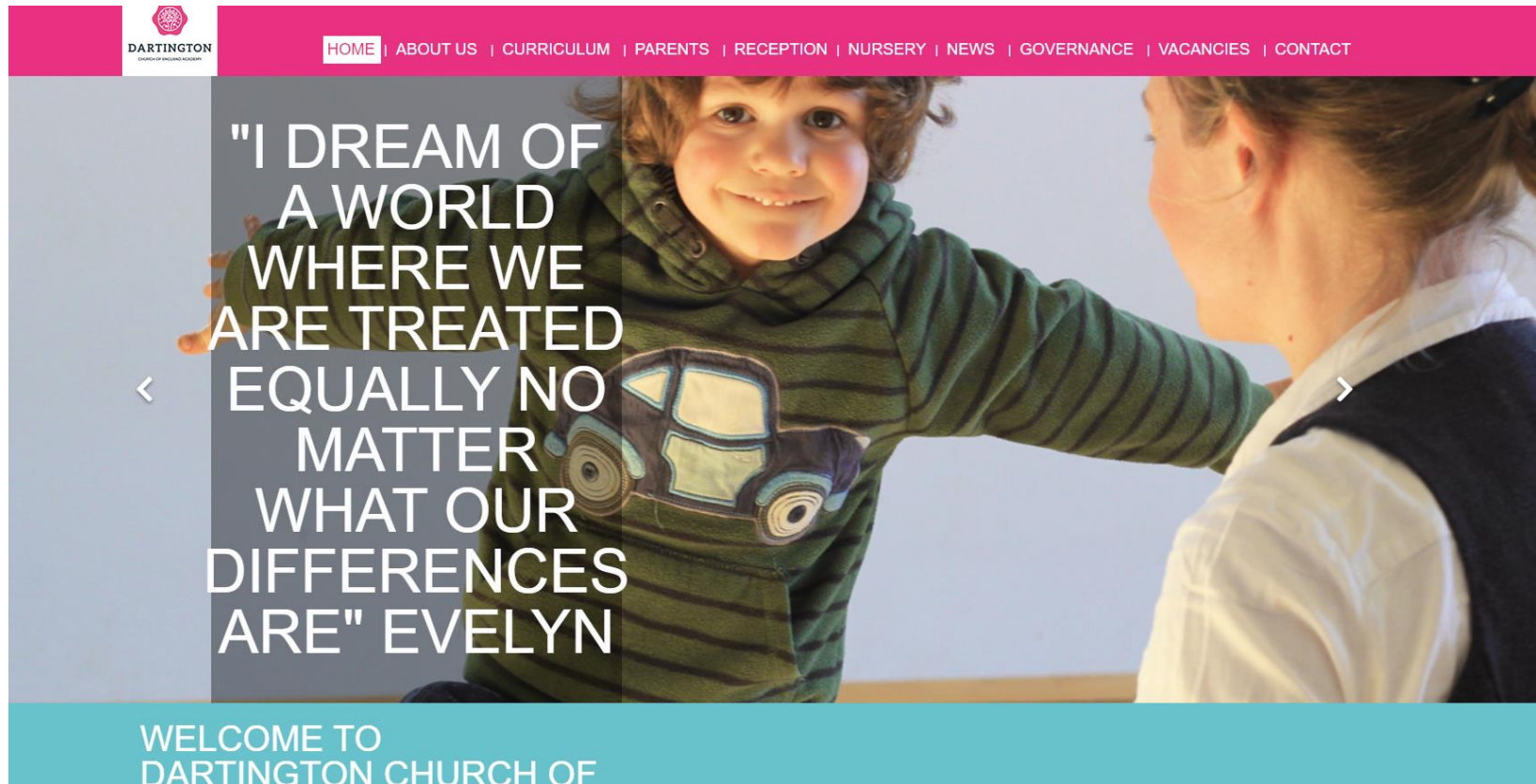
Summer 2	Tawny Owls, Nightingales and Woodpeckers
Class Novel	Each class will be voting to decide on their own class novel for the term. These will be age-appropriate and an opportunity for the children to have more of a choice in the novel they listen to at the end of the day.
Writing	Over the next weeks, we will be "writing to inform". We will be immersing ourselves into Greek myths. Especially the story of Theseus, before writing our own myth based in the ancient civilisation.
Maths	This half term, we shall be delving into statistics and shape before revising the year's work ready for the next academic year.
Science	Our science topic this term will focus on electricity. It will focus on making electrical circuits, investigating conductivity and experimenting with circuits to see what happens as components change.
RE	Our RE question for this half term is "How and why do people mark the significant events of life?" We will be looking at major milestones in our lives and how different religions see milestones differently.
History	In History, we will investigate the Stone Age and the Iron Age. This was an incredibly long period of time so we shall be exploring how life changed within that age.
PE	In PE, the children will be exploring athletics skills and rounders alongside Dartington Dashers, a daily mile running scheme designed especially for Dartington Academy.
RHE	In RHE, this half-term our children will be "Changing and Growing", looking at how human bodies change over time.
Forest School	This term the children will be taking part in the big garden tidy up, the Big Garden Birdwatch, nest building, sowing seeds, map work (4 fig grid ref) and making journey sticks.
Music	In music, we shall be learning "doot doot", learning chords on a glockenspiel.
DT	Our DT project will focus on healthy eating, investigating and creating a pasta meal.
Computing	In computing, the children will be using online coding to put events and actions into programs.

Curriculum Booklets

These come home every half term and show you what your child is learning across all of their subjects that half term. A great piece of information to have on your fridge so you can ask questions about your child learned in their lessons that week!

The school website

All our curriculum overviews, curriculum intent, event dates and information for wider curriculum areas such as personal development can all be found on our school website for your information.





New Curriculum Open Classrooms!

This year, we will begin to add the additional open classroom events to our school year. There will be one every half term and the dates can be found in the school newsletter so you can plan ahead. These sessions will allow you to spend time in your child's classroom looking through their learning in books.

Termly Parents evenings and an annual report

- Every term, we hold parent consultations so you can have the opportunity to sit and discuss your child's progress with their class teacher. These can be booked on the MCAS app.
- The annual reports get emailed out at the end of the academic year with clear indications of your child's progress. The final parent evening appointments enable you to chat through the successes and next steps.



How can I help at home?

01

Reading the newsletters to ensure you child has everything they need.

02

Communicating with us of any changes at home for your child so we can support where we can.

03

Communicating any concerns that you have swiftly so we can meet to discuss actions and support.

04

Completing the home learning to help your child to raise their confidence and fluency in their learning.




TAWNY OWLS
YEAR 3

Friday 8th September 2023



TEACHERS:
Miss Wakeham
Mrs Wilkinson
Mrs Matthews - HLTA
Mrs Wallis – Forest School



Star of the week!

A person who has sown seeds of our school values: Trust, Peace, Creation and Creativity, Wisdom, Compassion and Love around our school this week.




Important messages for next week:

- Forest School will be on Wednesday
- PE will be on Tuesday and Thursday afternoons
- Please remember to bring a named drinks bottle to school each day

Tawny Owls' Weekly Home Learning

Number Fluency	Writing Fluency	Reading Fluency
Daily TT Rockstars / Numbots	Y3/4 Spellings from CEW lists accident accidentally actual actually address although [please practise these at home]	Read your phonics/library book or something you enjoy each night (even if it is just a page!) <i>Remember, we give certificates for every 10, 25, 50, and 75 books read. Once you reach 100, you will become a book ambassador!</i>

Tawny Owls' Autumn 1 Home Learning Menu

Art	Geography	RE
Design and create a "Becky Sevenson " inspired landscape picture using natural materials. Please take a photo so we can share them with the class.	Design a poster: research some of the effects of climate change on hot and cold places across the world and then create a poster to showcase your findings.	Consider the question: "What do Christians learn from the creation story?" Represent one day from the creation story in any style you would like e.g. comic strip, picture, story, etc.
Science	PE	PE
Create your own shadow puppet using materials that are opaque.	Across this term, children complete the daily bite size fluency learning and choose a minimum of 3 longer term projects to complete however they wish from the selection to share with classmates. The more creative, the better!	In preparation for next terms biking sessions in PE, please practise your bike riding skills. I wonder where you will go on your bike rides?
Music	Reading For Pleasure	
Please create a percussion instrument out of recycled materials, which can be used as an accompaniment for the song 'Mamma Mia'.	This half term, we're sharing these books...    Why not visit your local library to see if they have a copy of any of them?	

New Home Learning Offer

Home learning requirements are not the same for every family or every child.

This year, we are trialling a different approach where you will get a 'menu' each term. This details daily expectations to build confidence and fluency in spellings, reading and maths facts.

As well as this, it will have a menu to choose at least 3 projects for the term from across the curriculum.

What is happening in Year 3 that you need to know?

- Mountain Biking opportunity – Autumn 2
 - Curriculum Trips (to be confirmed)