

A photograph of two young girls standing in a forest with fallen leaves on the ground. The girl on the left is wearing a light purple long-sleeved shirt and denim shorts, with her arm around the girl on the right. The girl on the right is wearing a green t-shirt and a reddish-brown skirt. The background consists of many thin tree trunks and a ground covered in brown and orange leaves. The text 'Meet the Teacher' is overlaid in white, sans-serif font in the center of the image.

Meet the Teacher

September 2023

Have you seen our Parent Handbook for all the information you need?



TERM DATES

2023 – 2024

Autumn Term 2023

- Non Pupil Day: 4 September
- Start: 5 September
- Half Term: 23 – 27 October
- Non Pupil Day: 30 October
- End: 15 December

Spring Term 2024

- Bank Holiday: 1 January
- Non Pupil Day: 2 January
- Start: 3 January
- Half Term: 12 – 16 February
- Non Pupil Day: 19 February
- End: 28 March

Summer Term 2024

- Non Pupil Day: 15 April
- Start: 16 April
- Bank Holiday: 6 May
- Half Term: 27 May – 31 May
- End: 24 July

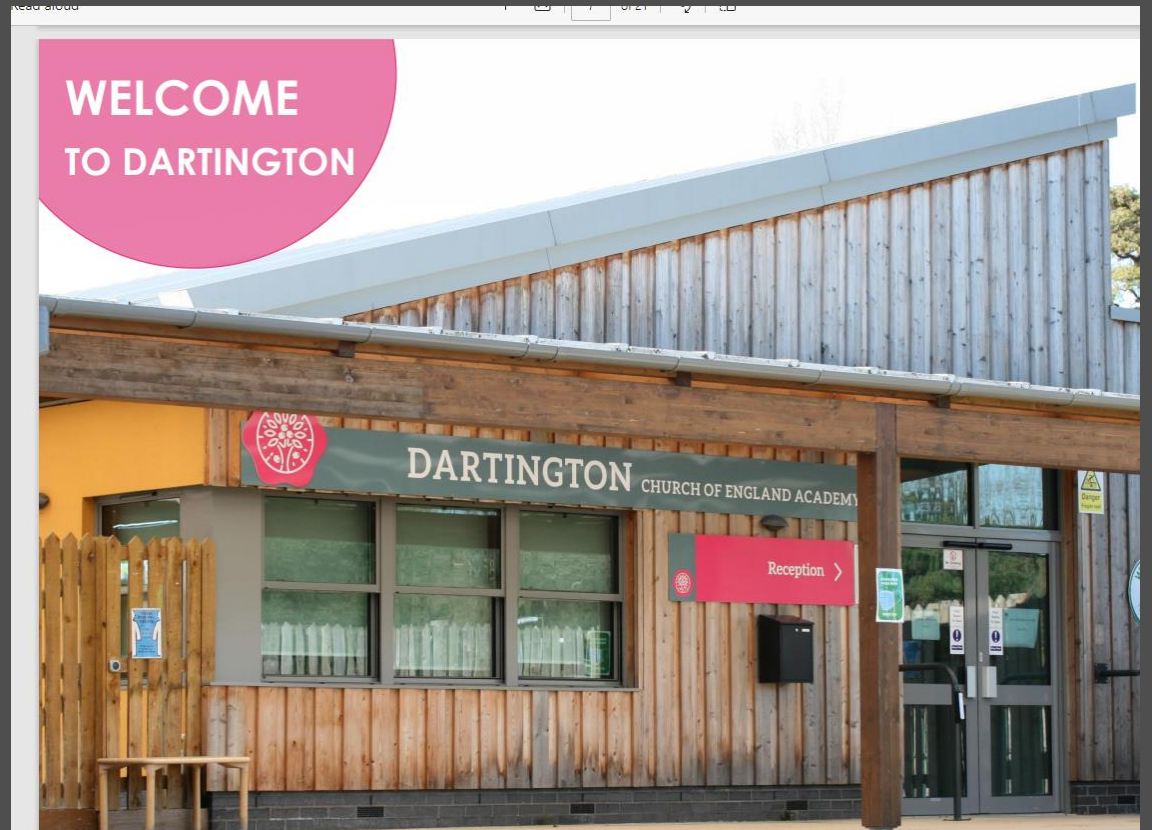
<https://dartington-lap.co.uk/parents/term-dates/>

SCHOOL:

Start of the school day:

Gates open at 08:40 and children go straight to their class and the school day begins at 08:45. Registration closes at 09:00.

Children who miss all or part of the registration period can feel very unsettled and unsure about what is happening the rest of the day, so please make sure your child arrives at the school on time.



UNIFORM

We are a non-uniform school. Our drive to realising standards encompasses all aspects of school life; teaching & learning; relationships; behaviour and dress code. Wearing suitable clothing is essential. The support of parents is very important in this and it is vital that all clothing is clearly labelled.

Guidelines for School Dress and Appearance:

- Clothing and footwear must be clean, well fitted and in good repair.
- Outdoor wear, including coats, hats and fleeces, may only be worn outdoors.
- Clothing must be free of wording and prominent logos (small, discreet logos are acceptable).
- Trousers must be appropriate for sitting, playing and learning.
- Skirts and dresses should be of an appropriate length for sitting and playing.
- Cropped t-shirts and jumpers are not appropriate.
- Footwear must be appropriately fitted with good soles to enable the children to join in comfortably with the school day. Flip flops, crocs and wellington boots are not to be worn in the classroom.
- Jewellery must not be worn.
- Pupils may not attend school with visible nail varnish

All children must have an appropriate kit for sports and Forest School. These items may be kept in school in a bag on the child's peg so they are prepared each week. They will be sent home each half term to be washed.

Sports Kit:

- A navy Dartington PE shirt which can be ordered through Riviera Schooldays - [Classic Shop - Riviera Schooldays](#)
- Plain black or navy-blue shorts
- Sports trainers with suitable tread

Forest School Kit:

- Warm clothes (hats, scarf and gloves in colder weather).
- Water proofs (trousers and overcoat).
- Correctly fitting Wellington boots.
- A water bottle.

It is essential your child has a school book bag with them every day which can be ordered and paid for on the Riviera School Days website [Classic Shop - Riviera Schooldays](#)

Reading books and important information will be transported daily in this bag between home and school. If your child does not have a book bag you may miss out on some vital information and in some cases we will not be able to send books home without one.

Please make sure your child knows if there is something important to be handed in. Also please make sure someone at home checks the book bag as children cannot always be relied upon to remember that there may be important information in there.

KEY CONTACT DETAILS

Dartington Church of England Academy & Nursery
Shinners Bridge
Dartington
TQ9 6JU

- Tel: 01803 862357
- Email: dartington@lapsw.org
- Website: <https://dartington-lap.co.uk/>
- Twitter: <https://twitter.com/DartingtonLAP>
- Facebook: <https://www.facebook.com/DartingtonLAP>

Who will be in our classroom this year?

- Class teacher (Mondays, Tuesdays, Wednesdays): Miss Zaki



- Class teacher (Thursdays & Fridays): Mrs Calder



- Class LSA: Miss Eyland
(Mon, Tues, Thurs, Fri)



- Other supporting LSA's: Mrs Backhouse & Ms Misa



- Head of KS1: Mrs Eversfield (Starlings)



Who can I contact if I have a question?

Please contact your child's class teacher in the first instance

The Admin team can help with any daily questions regarding lunches, letters, finance etc



Mrs Strange can help with family support questions Mon – Wed dartingtonfamilysupport@lapsw.org

Mr T can help with SEND and safeguarding questions dartingtonsendco@lapsw.org



Mrs Eversfield AHOA KS1 and EYFS can help with any questions relating to these year groups

Mr Waters AHOA KS2 can help with any questions relating to these year groups



Mrs Huish, Mr Trewinnard and Mrs Strange are on the gate daily to take messages and quick questions.



A close-up photograph of various colorful, 3D-printed mathematical symbols scattered on a blue surface. The symbols include numbers like 1, 2, 3, 4, 5, 6, 7, 8, 9, 0, a plus sign (+), and a multiplication sign (x). The colors are vibrant, including red, yellow, blue, green, and orange. The symbols are arranged in a somewhat chaotic but visually appealing manner, with some overlapping and others standing alone. The lighting is bright, highlighting the smooth texture of the plastic.

How do I know what my child is learning?

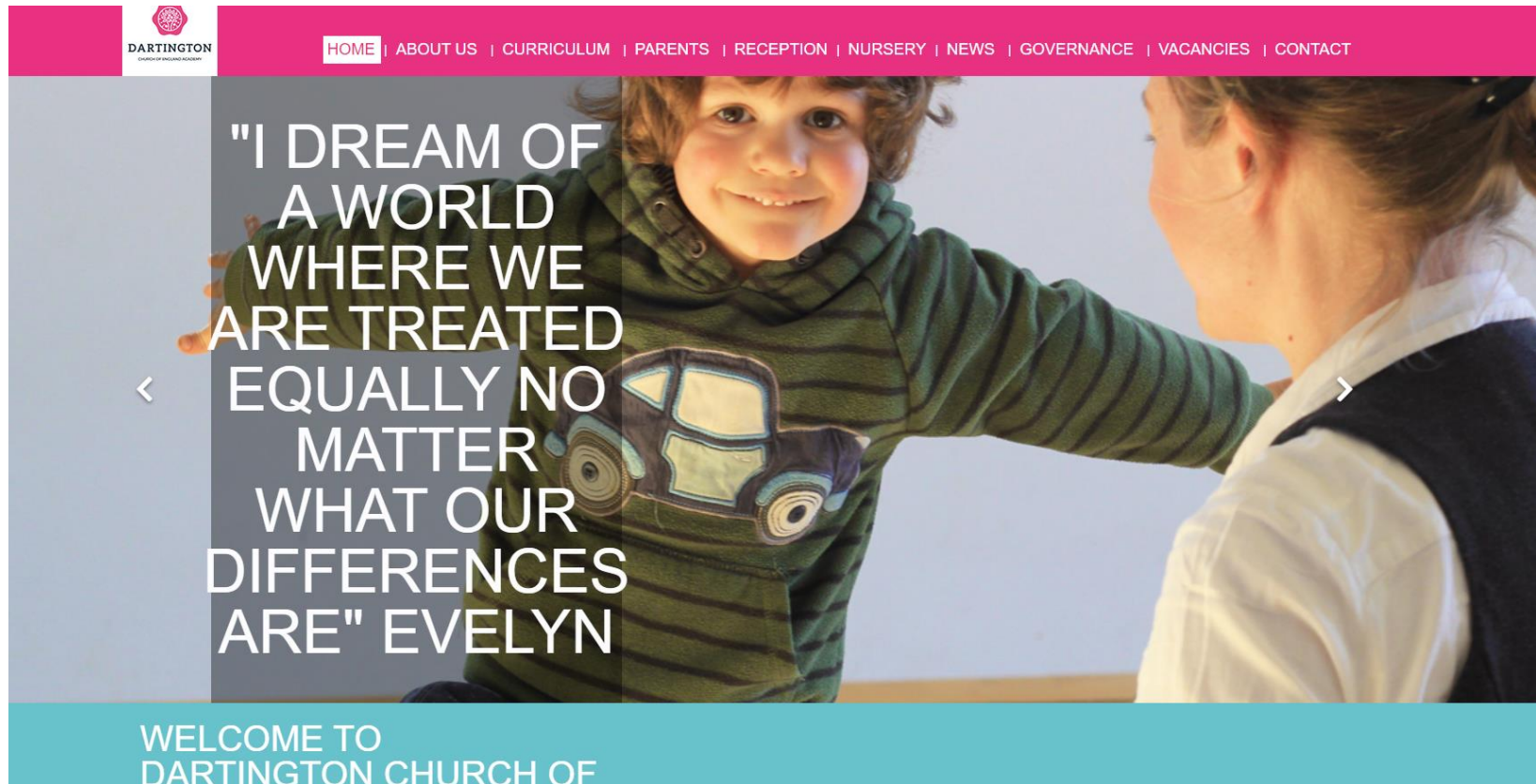
Summer 2	Tawny Owls, Nightingales and Woodpeckers
Class Novel	Each class will be voting to decide on their own class novel for the term. These will be age-appropriate and an opportunity for the children to have more of a choice in the novel they listen to at the end of the day.
Writing	Over the next weeks, we will be "writing to inform". We will be immersing ourselves into Greek myths. Especially the story of Theseus, before writing our own myth based in the ancient civilisation.
Maths	This half term, we shall be delving into statistics and shape before revising the year's work ready for the next academic year.
Science	Our science topic this term will focus on electricity. It will focus on making electrical circuits, investigating conductivity and experimenting with circuits to see what happens as components change.
RE	Our RE question for this half term is "How and why do people mark the significant events of life?" We will be looking at major milestones in our lives and how different religions see milestones differently.
History	In History, we will investigate the Stone Age and the Iron Age. This was an incredibly long period of time so we shall be exploring how life changed within that age.
PE	In PE, the children will be exploring athletics skills and rounders alongside Dartington Dashers, a daily mile running scheme designed especially for Dartington Academy.
RHE	In RHE, this half-term our children will be "Changing and Growing", looking at how human bodies change over time.
Forest School	This term the children will be taking part in the big garden tidy up, the Big Garden Birdwatch, nest building, sowing seeds, map work (4 fig grid ref) and making journey sticks.
Music	In music, we shall be learning "doot doot", learning chords on a glockenspiel.
DT	Our DT project will focus on healthy eating, investigating and creating a pasta meal.
Computing	In computing, the children will be using online coding to put events and actions into programs.

Curriculum Booklets

These come home every half term and show you what your child is learning across all of their subjects that half term. A great piece of information to have on your fridge so you can ask questions about your child learned in their lessons that week!

The school website

All our curriculum overviews, curriculum intent, event dates and information for wider curriculum areas such as personal development can all be found on our school website for your information.





New Curriculum Open Classrooms!

This year, we will begin to add the additional open classroom events to our school year. There will be one every half term and the dates can be found in the school newsletter so you can plan ahead. These sessions will allow you to spend time in your child's classroom looking through their learning in books.

Termly Parents evenings and annual report

- Every term, we hold parent consultations so you can have the opportunity to sit and discuss your child's progress with their class teacher. These can be booked on the MCAS app.
- The annual reports get emailed out at the end of the academic year with clear indications of your child's progress. The final parent evening appointments enable you to chat through the successes and next steps.



How can I help at home?

01

Reading the newsletters to ensure you child has everything they need.

02

Communicating with us of any changes at home for your child so we can support where we can.

03

Communicating any concerns that you have swiftly so we can meet to discuss actions and support.

04

Completing the home learning to help your child to raise their confidence and fluency in their learning.



STARLINGS

Year 1 & Year 2



TEACHERS:
MRS EVERSFIELD
MRS MATTHEWS
MISS MISA



Pic of staff so they know who is [who](#)

Star of the week!

Who has sown seeds of our school values: Trust, Peace, Creation and Creativity, Wisdom, Compassion and Love around our school this week?

Important messages for next week:

Starlings' Weekly Home Learning

Number Fluency	Writing Fluency	Reading Fluency
Daily TT rockstars/ Numberbots	Y1 Spellings from CEW lists the a do to today of	Y2 Spellings from CEW lists door floor poor because find kind
		Read your phonics/library book or something you enjoy each night (even if it is just a page!) Remember, we give certificates for every 10, 25, 50, and 75 books read. Once you get to 100 you will become a book ambassador!

Starlings' Autumn 1 Home Learning Menu

DT/ Art	History/Geography	RE
Design and create a moving vehicle with wheels ...etc.	Design a museum exhibit: research and design a museum exhibit on Benin, showcasing artefacts, artwork, and information about the country's history and culture.	Consider the question: "What Matters Most to Humanists and Christians?" Compare the 2 different worldviews. Do all Christians and all Humanists believe the same things? You may like to try and interview people from these worldviews.
Science	Across this term, children complete the daily bites size fluency learning and choose a minimum of 3 longer term projects to complete however they wish from the selection to share with classmates. You can choose to present them any way you like: video, powerpoint, leaflet, poster, artwork etc. The more creative, the better!	PE
Create your own gardening area where you can grow different flowering plants. Keep a log of the conditions, amount of sunlight, watering and measurements as they grow!		Keeping ourselves fit and healthy means more than just exercise. Take a journal of your food this term and see how your foods rate on the eat healthy plate. Or ride to school etc
Music	Reading For Pleasure	
Geography link: Research and create a presentation on the traditional music of South America. Consider the instruments, style of the music, vocal parts etc.	This half term, we love these books.  Why not visit the library in Totnes to see if they have a copy of any of them?	

New Home Learning Offer

Home learning requirements are not the same for every family or every child. This year, we are trialling a different approach where you will get a 'menu' each term. This details daily expectations to build confidence and fluency in spellings, reading and maths facts. As well as this, it will have a menu to choose at least 3 projects for the term from across the curriculum.



Read Write Inc

What is happening
in Year 1 that you
need to know?

How will my child learn to read?

Your child will already have learnt to read:

- Set 1 Speed Sounds: these are sounds written with one letter:
m a s d t i n p g o c k u b f e l h r j v
y w z x and sounds written with two letters
(your child will call these 'special friends'): **sh th ch**
qu ng nk ck
- Words containing these sounds, by sound-blending,
e.g. m-a-t *mat*, c-a-t *cat*, g-o-t *got*, f-i-sh *fish*,
s-p-o-t *spot*, b-e-s-t *best*, s-p-l-a-sh *splash*
- Blending Books and Red, Green and Purple Storybooks.

Now, he or she will learn to read:

- Set 2 Speed Sounds: **ay ee igh ow oo oo ar or**
air ir ou oy
- Words containing these sounds
- Pink, Orange and Yellow Storybooks.

Next, he or she will learn to read:

- Set 3 Speed Sounds: **ea oi a-e i-e o-e u-e aw**
are ur er ow ai oa ew ire ear ure
- Words containing these sounds
- Blue and Grey Storybooks.


What is happening in Year 1 that you need to know?

How can I help my child with their reading?

1. Read the books sent home each week.

- You child will bring home a book closely matched to their phonics ability. Please support them in sounding out words that they cannot yet read fluently and do not allow them to guess or use the pictures to help.
- They will also bring a book home to share each week from our extensive library. This is a book you can enjoy together that should encourage a love of reading.
- Log on to Oxford Owl to read the book that your child has been practising all week in class.

2. Enjoy reading together and be a reading role model!



What is happening in Year 1 that you need to know?

We recognise the leap from reception into year 1 can be quite daunting.

Our curriculum is designed to help ease this transition by maintaining plenty of play based learning.

Children are required to complete a small number of 'rainbow challenges' each week to ensure they are meeting the needs of the Key Stage 1 curriculum.



What is happening in Year 1 that you need to know?

Phonics Screening Check

- The phonics screening check is a check of your child's phonics knowledge. It helps your school confirm whether your child is making the progress expected in the national curriculum.
- **Do I need to do anything to prepare my child for the check?**
 - Phonics works best when children are given plenty of encouragement and learn to enjoy reading and books. Parents play a very important part in helping with this. With all books, encourage your child to 'sound out' unfamiliar words and then blend the sounds together from left to right rather than looking at the pictures to guess. Once your child has read an unfamiliar word you can talk about what it means and help them to follow the story.

